



CABIN SERIES PRICING & SPECIFICATIONS




JUNIATA 1,143 sq ft
32' x 24'

Starting at **\$39,380**




COVE CREEK 569 sq ft
16' x 24'

Starting at **\$27,290**



MAHONING 400 sq ft
20' x 20'

Starting at **\$22,870**



LITTLE PINE 259 sq ft
14' x 21'

Starting at **\$19,075**

THE TIMBERHAVEN ADVANTAGES

- 1. Kiln-Dried Engineered Logs** are the strongest most stable and virtually check-free products available and are backed by a Lifetime Warranty.
- 2. Easy to Assemble:** Our cabins are reviewed as *builder friendly* and ideal for DIY projects.
- 3. Free Shipping** when your construction site is within 100 miles of Middleburg, Pennsylvania
- 4. Service You Can Count On:** We offer unparalleled support before, during and after the sale.

Learn more on September 28th, 2019 during our FREE Planning Seminar

TIMBERHAVEN LOG & TIMBER HOMES, LLC
1081 Salem Church Road, Middleburg, PA 17842
Toll-free: 855.306.5678
TimberhavenLogHomes.com ♦ LogHomeDesignCenter.com

YOUR DREAM . . . OUR PASSION.



CABIN SERIES PACKAGE SPECIFICATIONS

LOG & TIMBER / WEATHERTIGHT MATERIALS

OPTIONAL / FINISH MATERIALS PACKAGE

First Level Floor System

- 4-ply 2x8 girder beam with 6x6 P.T. support posts
- 2x P.T. sill plate with sill seal
- Double 2x8 perimeter box
- 2x8 floor joists spaced @ 16" O.C.
- 3/4" OSB subfloor sheathing with construction adhesive
- Metal joist hangers and metal banding where applicable

Exterior Log Walls

- Kiln dried, Engineered 4x8 White Pine, precut, log walls & gables
- 12" Timberscrews & polebarn nails for corner connection
- Butyllog® sealant tape, foam gasket and caulking
- Kiln dried, Engineered White Pine 6x6 support posts w/ lag bolts
- Kiln dried, White Pine 1x skirt board trim
- Q8 Outlast Log Oil® Preservative & Insect repellent

Exterior Framed Gables (where applicable)

- Kiln dried, White Pine log siding
- 2x4 framing spaced @ 16" O.C.
- OSB wall sheathing
- 15# felt paper vapor barrier

Conventional Roof System

- 2x8 rafters spaced @ 16" O.C.
- 7/16" OSB sheathing w/ H-Clips
- Rhino Roof® synthetic felt paper w/ ice & water shield
- Tamko® 30 yr. Architectural shingles
- Ridge vent and soffit strip vent
- Drip edge
- 1x8 T&G soffit finish
- 2x White Pine fascia board
- Kiln dried, Engineered White Pine 4x8 collar ties spaced @ 48" O.C.

Exterior Doors and Windows

- Therma Tru® Entrance doors
- Andersen® 100 Series windows w/ screens
- Schlage® Entry door hardware with deadbolt
- Door and window bucks, gasket and caulking
- Exterior White Pine trim for doors and windows

Conventional Porch floor & Roof System

- 2x8 P.T. floor joists spaced @ 16" O.C. w/ headers and required hangers
- Kiln dried, Engineered White Pine 4x8 porch headers
- P.T. 6x6 support posts with angle braces
- 2x6 rafters and ceiling joists spaced @ 16" O.C.
- 7/16" OSB sheathing w/ H-Clips
- Rhino Roof® synthetic felt paper w/ ice & water shield
- Tamko® 30 yr. Architectural shingles
- Ridge vent and soffit strip vent
- Drip edge
- 1x8 T&G soffit finish
- 2x White Pine fascia board
- Kiln dried, Engineered White Pine 4x8 collar ties and decorative truss (where applicable)

First Level Floor System

- R-11 insulation

Exterior Framed Gables (where applicable)

- R-11 insulation
- 1x8 T&G interior wall finish
- 2x8 White Pine transition board (where applicable)

Second Level Floor System (where applicable)

- 2x8 floor joists spaced @ 16" O.C.
- 3/4" OSB subfloor sheathing with construction adhesive
- 1x8 T&G ceiling finish
- 2x loft stair stringers, 2x White Pine treads and 1x White Pine risers
- Loft & stair railing consisting of:
 - 6x6 White Pine support posts
 - 2x4 White Pine top and bottom rails
 - 2x2 White pine balusters

Conventional Roof System

- R-19 insulation
- Insulation baffles, support wires and poly vapor barrier
- 1x8 T&G ceiling finish

Exterior Doors and Windows / Interior Doors

- Interior White Pine trim & sill for doors and windows
- Pre-hung raised panel pine doors
- Schlage® door hardware
- 1x4 White Pine door trim

Interior Framed Walls

- 2x4 or 2x6 bearing walls spaced @ 16" O.C. (where applicable)
- 2x4 or 2x6 non-bearing walls spaced @ 24" O.C.
- 1x8 T&G wall finish for all interior walls

Conventional Porch floor & Roof System

- 5/4 P.T. decking
- 1x8 T&G ceiling finish

Optional / Finish Materials Package Pricing

<i>Juniata</i>	\$12,425
<i>Cove Creek</i>	\$6,855
<i>Mahoning</i>	\$5,015
<i>Little Pine</i>	\$3,880

Prices subject to change without notice, Zone 2.

ADDED FEATURES

- Detailed construction and pre-cut blueprints
- Detailed Construction Manual
- Pre-sorted, INVERTED stacking of logs
- Technical Assistance
- Free shipping when your construction site is within 100 miles of Middleburg, PA

ADDITIONAL OPTIONS (AVAILABLE UPON REQUEST)

- Alternate log sizes, profiles, species and traditional log
- Alternate corner styles
- Insulation upgrades
- Timber framed roof systems
- Kiln dried, Engineered White Pine 6x6 Loft support posts (where applicable)
- Kiln dried, Engineered White Pine 6x12 loft support beams
- Kiln dried, Engineered White Pine 4x8 loft joists spaced @ 32" O.C.
- 2x6 T&G loft flooring with construction adhesive



YOUR DREAM . . . OUR PASSION.