



WOOD

Pella® 450 Series

\$\$-\$\$\$



Pella 450 Series
double-hung window

FEATURES

Natural beauty of wood with low-maintenance aluminum-clad exteriors
 Unique, factory-assembled combinations without the custom price tag
 Most popular features and options, including stains and grilles

WINDOW STYLES

Special sizes and configurations are also available.



AWNING



BAY OR BOW



CASEMENT



DOUBLE-HUNG

PATIO DOOR STYLES



SLIDING



HINGED



Colors & Finishes PELLA® 450 SERIES

WOOD TYPE

The wood species that best complements your home's interior.



PREFINISHED PINE INTERIOR COLORS

We can prefinish pine in your choice of three paint colors or seven stains. Unfinished or primed and ready-to-paint are also available.



ALUMINUM-CLAD EXTERIOR COLORS

Our low-maintenance EnduraClad® exterior finish resists fading and helps protect your windows and patio doors for years.



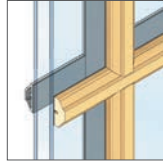
Grilles PELLA® 450 SERIES

GRILLES


Choose the look of true divided light, removable roomside grilles or make cleaning easier by selecting grilles-between-the-glass.



SIMULATED-DIVIDED-LIGHT WITH SPACER
7/8"



SIMULATED-DIVIDED-LIGHT WITHOUT SPACER
7/8"




ROOMSIDE REMOVABLE GRILLES
3/4"



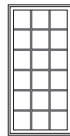
ALUMINUM GRILLES-BETWEEN-THE-GLASS¹
3/4"

GRILLES-BETWEEN-THE-GLASS INTERIOR COLORS:



GRILLE PATTERNS

Choose from a variety of grille patterns for the traditional look of divided light. Custom patterns are available.



TRADITIONAL



9-LITE PRAIRIE



TOP ROW



CROSS



CUSTOM

¹ Aluminum grilles-between-the-glass feature the option of the interior grille colors shown. The exterior will match the EnduraClad® color you choose. Appearance of exterior grille color may vary depending on the Low-E insulating glass selection.

² Only available with matching interior and exterior colors.

Window Hardware PELLA® 450 SERIES

ESSENTIAL COLLECTION

Select from popular designs and finishes to suit every style.



FOLD-AWAY
CRANK



CAM-ACTION
LOCK

FINISHES:

CHAMPAGNE

WHITE

BROWN

OIL-RUBBED
BRONZE

SATIN
NICKEL

Patio Door Hardware

ESSENTIAL COLLECTION

Elevate your style and transform your home with elegant selections.



HINGED PATIO
DOOR HANDLE



SLIDING PATIO
DOOR HANDLE

FINISHES:

CHAMPAGNE¹

WHITE¹

BROWN

OIL-RUBBED
BRONZE

SATIN
NICKEL

¹ Available on sliding patio doors only.

Glass PELLA® 450 SERIES

INSULSHIELD® LOW-E GLASS

Advanced Low-E insulating glass with argon¹

AdvancedComfort Low-E insulating dual-pane glass with argon¹

NaturalSun Low-E insulating glass with argon¹

SunDefense™ Low-E insulating glass with argon¹

ADDITIONAL GLASS OPTIONS

Annealed or tempered glass

Obscure glass also available on select products

Screens²

FLAT

InView™ screens are clearer than conventional screens. Vivid View® window screens offer the sharpest view.

¹ Optional high-altitude Low-E insulating glass does not contain argon on most products. Please see your local Pella sales representative for more information.

² Warning: Screen will not stop child or pet from falling out of window or door. Keep child or pet away from open window or door.

Want to learn more? Call us at 833-44-PELLA or visit pella.com



The confidence of Pella's warranty.

Pella® 450 Series products are covered by the best limited lifetime warranty for wood windows and patio doors.¹ See written limited warranty for details, including exceptions and limitations, at pella.com/warranty.

¹ Based on comparing written limited warranties of leading national wood window and wood patio door brands.



Connect with Pella:

